


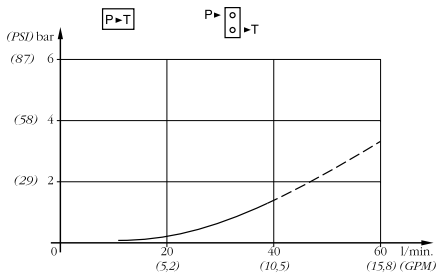
BM30

Caratteristiche generali / Technical characteristics		
	l/min	GPM
• Portata nominale / Nominal flow	35	9
• Portata limite / Max flow	45	12
• Portata limite EO / Max flow EO	35	9
	bar	PSI
• Pressione nominale / Nominal pressure	250	3600
• Pressione nominale EO / Nominal pressure EO	180	2600
• Contropressione max allo scarico / Max pressure in tank-line	80	1100

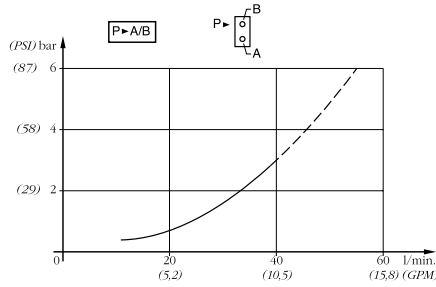
BM30



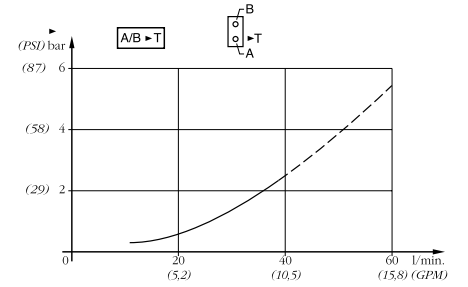
P→T TEMPERATURA OLIO 50°C - VISCOSITÀ 3,5°E



P→A/B TEMPERATURA OLIO 50°C - VISCOSITÀ 3,5°E



A/B→T TEMPERATURA OLIO 50°C - VISCOSITÀ 3,5°E



BM 30/L = ENTRATA SINISTRA (A - B - C)
LEFT INLET (A - B - C)

X = POSIZIONATORE - SPOOL CONTROL 2-3-12-14

BM 30/R = ENTRATA DESTRA (A - B - C - D)
RIGHT INLET (A - B - C - D)

X = POSIZIONATORE - SPOOL CONTROL 2-3-12-14

MOD	L	I	Kg
BM30			2,2

FILETTATURA STANDARD - STANDARD THREADS			
COD	A-B	P ₂	T ₂
G	3/8"	3/8"	3/8"
F	3/4" - 16	3/4" - 16	3/4" - 16

◀ Su richiesta filettature diverse
Other threads available on request